

## EventNr (EventNr)

File: SN012.CMD2013.v1

### Overview















---

Type: Discrete    Valid cases: 56794  
Format: numeric   Invalid: 0  
Decimals: 0  
Range: 1-8

#### DEFINITION

A number increasing from 1 to EventCount for each event record in order of event occurrence.

#### CATEGORIES

Value	Category	Cases
1	17815	 31.4%
2	17815	 31.4%
3	11729	 20.7%
4	4184	 7.4%
5	2507	 4.4%
6	1266	 2.2%
7	725	 1.3%
8	380	 0.7%
9	199	 0.4%
10	99	 0.2%
11	46	 0.1%
12	22	 0.0%
13	6	 0.0%
14	1	 0.0%

Warning: these figures indicate the number of cases found in the data file. They cannot be interpreted as summary statistics of the population of interest.